

QUBE



QUALITY AND BEST PERFORMANCE

QuBe is a fully automatic coffee machine that is ideal for the Hospitality and Office Coffee Service (OCS) sectors and for all establishments, convenience stores and coffee corners with low daily consumption that require a varied coffee menu. Easy to use and maintain, reliable, convenient and compact, thanks to the built-in hoppers for coffee beans and powders, QuBe is the solution for preparing coffee, fresh milk and chocolate drinks at speed.



HIGHLIGHTS

7" TOUCHSCREEN

Select your beverage with a simple tap and navigate through the icon menus to customise your recipes.

BUILT-IN HOPPERS

1 or 2 built-in hoppers for coffee beans and up to 2 built-in powder hoppers for soluble products.

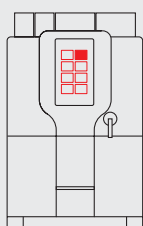
MILK SYSTEMS

With QuBe milk systems (Quick Milk, Pro Milk) you can enhance your cafeteria menu and automatically prepare a wide range of fresh milk-based drinks.

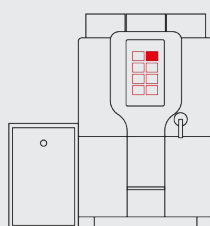


VERSIONS

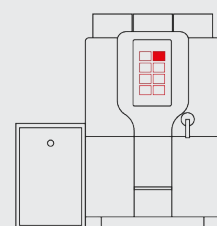
QuBe is available in 3 versions (7 different configurations)



QUBE PURE COFFEE
X80 CUPS/DAY



QUBE QUICK MILK
X100 CUPS/DAY



QUBE PRO MILK
X120 CUPS/DAY

QUBE

TECHNICAL DATA

W X D X H (MAIN UNIT)

368 x 550 x 585 mm
14.5 x 21.6 x 23 in

W X D X H (FRIDGE)

300 x 455 x 580 mm
11.8 x 17.9 x 22.8 in

COFFEE BOILER CAPACITY

0,6 l

THERMOBLOCK

Steam delivery only (Quick Milk, Pro Milk)

COFFEE BEAN HOPPER CAPACITY

0,6 kg

POWDER HOPPERS CAPACITY

Small 0,7 l (2S)
Large 1,5 l (1S)

POWER SUPPLY

100 V 50/60 Hz (1.4 kW)
120 V 50/60 Hz (1.4 kW)
220 -240 V 50/60 Hz (1.7 kW)

WATER SUPPLY

Fixed water connection
and built-in 4.5-litre water tank

NOISE LEVEL DURING USE

<70 db

COLOURS

● BLACK

FEATURES

		PURE COFFEE (2G+2S)	QUICK MILK			PRO MILK		
			(1G)	(2G)	(2G+1S)	(1G)	(2G)	(2G+1S)
PERFORMANCE	Recommended daily output (cups/day)	80	100	100	100	120	120	120
INTERFACE	7" Touchscreen	●	●	●	●	●	●	●
COFFEE	Second grinder	●	—	●	●	—	●	●
	9-16 g brewing chamber	●	●	●	●	●	●	●
	Bypass single cup (for 1 cup of caffè Americano)	●	●	●	●	●	●	●
HOT WATER	Right side hot water outlet	●	●	●	●	●	●	●
MILK SYSTEM	Quick Milk	—	●	●	●	—	—	—
	Pro Milk	—	—	—	—	●	●	●
	Fresh milk beverages	—	●	●	●	●	●	●
POWDER	Built-in powder hopper	●	—	—	●	—	—	●
	Second built-in powder hopper	●	—	—	—	—	—	—
FRIDGES	Quick Milk fridge (4 liters)	—	●	●	●	●	●	●
	Lock package	●	●	●	●	●	●	●
	Payment systems	●	●	●	●	●	●	●
	MDB Protocol	●	●	●	●	●	●	●
	Connect (telemetry system)	●	●	●	●	●	●	●

Standard ● Optional ● Not available —